




Feed out seat belts (1).

Press center armrest lock (2) downwards and pull forward.

Remove center armrest.



Unclip cushion cover.




Unclip rear seat at left and right.

For seat heating optional extra only:

Disconnect cable.

Lift out seat towards front

Remove rear seat.



Pull out seat belts and secure behind head restraints and to side of backrest.

Release screws (1).



Detach tab washers (2) towards from from threaded pin and remove backrest towards top.

Installation:

Make sure backrest lugs (3) on left and right are firmly seated in partition wall.

Remove rear seat backrest.

Release screws (1) and remove cover plate (2).



Loosen screws (1).

Remove holder for transmit-receive unit (2) and disconnect plug connections.

Replacement:

Remove holder for transmit-receive unit (2).

Installation:

If necessary, replace sealing strip stuck to holder for transmit-receive unit (2)