

Radio/Navigation Unit

The BMW Z8 model is equipped with a multi-function Radio/Navigation Unit which you may use to place and receive calls in hands-free mode. Calls can be placed via:

- Entering a non-stored number (“manual dialing”).
- If you have previously stored information through your handset (see “Storing Names and Numbers” in the User Manual), you can use your Radio/Navigation Unit to dial by name (alphanum).
- Recalling the last ten numbers dialed from the Radio/Navigation Unit.
- Recalling the eight most frequently dialed numbers (Top 8) placed from the Radio/Navigation Unit.

In addition, information on the reception signal and call time can also be retrieved. For complete information on the Radio/Navigation Unit, review your vehicle's Radio/Navigation Unit owner's manual.



1 -  Radio/volume knob

Controls volume of hands-free phone usage.
Press to switch radio on/off.

2 - Display monitor for all available systems

3 -  Menu key

All available vehicle systems are displayed on the monitor.

4 -  Call control button

Initiates and ends certain calls.

5 - Control knob for monitor

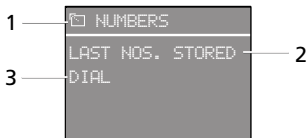
Turn to select functions shown on the monitor.


Press to activate functions shown on the monitor.

Note: If the handset is not yet connected when you enter telephone mode on the Radio/Navigation Unit, the main telephone screen will display `PHONE CONNECTED`. Connect the coilcord to the handset. The main telephone screen will then display `LOADING PHONEBOOK`. Do not press any call control keys until this message clears the display.

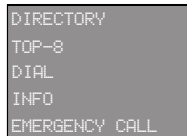
Note: Your Radio/Navigation Unit display may truncate some messages; e.g., `LOADING PHONEBOOK` may appear as `LOADING PHONEBOO`.

This is the Radio/Navigation Unit's main telephone screen:



- 1 - The  icon, when selected, will display the Dialing Options screen.
- 2 - Use to dial stored telephone numbers.
- 3 - Use to manually dial numbers from the Main Dialing screen.

This is the Dialing Options screen, which accesses dialing shortcuts.



This is the Info screen, which displays the strength of the cellular signal, and the time of the last call, or, if in a call, the elapsed call time.

